
































WORLD PARACHUTE RANKING - FREEFALL STYLE & ACCURACY LANDINGS - INDIVIDUAL ACCURACY- MALE

				2011 European Championships		2010 World Championships		2009 European Championships & World Cup		2008 World Championships	
Rank	Total Ranking Points	NAC Code	NAC Country	Results	Ranking Points (100%)	Results	Ranking Points (75%)	Results	Ranking Points (50%)	Results	Ranking Points (25%)
1	492.50		CZE Czech Republic	1	200.00	3	220.50			5	72.00
2	485.00		SLO Slovenia	4	194.00	5	216.00			1	75.00
3	473.00		RUS Russia	4	194.00	7	211.50	N		11	67.50
4	459.75		FRA France	2	198.00	8	209.25	O		31	52.50
5	432.75		ITA Italy	8	186.00	1	225.00			72	21.75
6	430.75		SUI Switzerland	33	136.00	2	222.75			5	72.00
7	429.50		POL Poland	19	164.00	13	198.00	C		11	67.50
8	425.00		SVK Slovakia	19	164.00	15	193.50	O		11	67.50
9	414.25		CRO Croatia	30	142.00	8	209.25	M		17	63.00
10	410.75		GER Germany	10	182.00	30	159.75	P		9	69.00
11	409.25		HUN Hungary	10	182.00	26	168.75	E		23	58.50
12	286.00		SRB Serbia	45	112.00	44	128.25	T		40	45.75
13	283.50		AUT Austria			4	218.25	I		14	65.25
14	255.00		FIN Finland			15	193.50	T		19	61.50
15	228.75		USA United States of America			26	168.75	I		21	60.00
16	222.00		CHN China			35	148.50	O		3	73.50
17	215.50		SWE Sweden	48	106.00	50	114.75	N		107	-5.25
18	193.50		CAN Canada			15	193.50				
19	175.50		DEN Denmark			35	148.50			65	27.00
20	164.25		MNE Montenegro	38	126.00	84	38.25	T			
21	127.75		ROU Romania	48	106.00			H		72	21.75
22	112.50		AUS Australia			77	54.00	I		23	58.50
23	110.25		BIH Bosnia Hertzegovina			52	110.25	S			
24	90.00		BUL Bulgaria			61	90.00				
25	65.25		BLR Belarus							14	65.25
25	65.25		NED The Netherlands			72	65.25	Y			
27	36.00		UKR Ukraine					E		53	36.00
28	7.50		FAI Oman			117	-38.25	A		40	45.75
29	4.50		GBR United Kingdom			103	-6.75	R		86	11.25
30	-6.75		TPE Chinese Taipei							109	-6.75
31	-10.50		BRA Brazil							114	-10.50